

Weight Indicator

FEATURES

- LCD screen with capacitive touch controls
- Appropriate for desk, wall or panel mounting
- Multi-lingual menu
- 6 opto-isolated input and output ports (for a total of twelve), voltage rating: 24 VDC/100 mA
- Powerful 32-bit ARM microprocessor

OPTIONS

- ATEX certified version for use in potentially explosive environments
- Multiple serial bus output options
- Analog option available

APPLICATIONS

- Various industrial systems

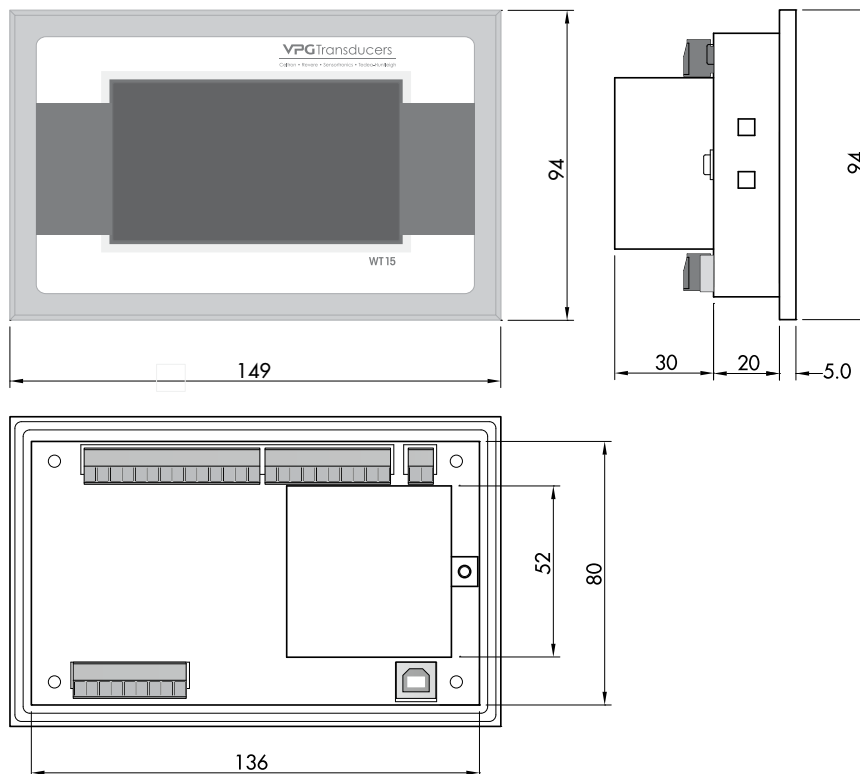
DESCRIPTION

The high-quality WT15 weight indicator is appropriate for a wide range of industrial and commercial applications. Its intuitive touch screen is easy to use, and the WT15 features six input and six output ports – the most logic ports of any VPG Transducers indicator. The central

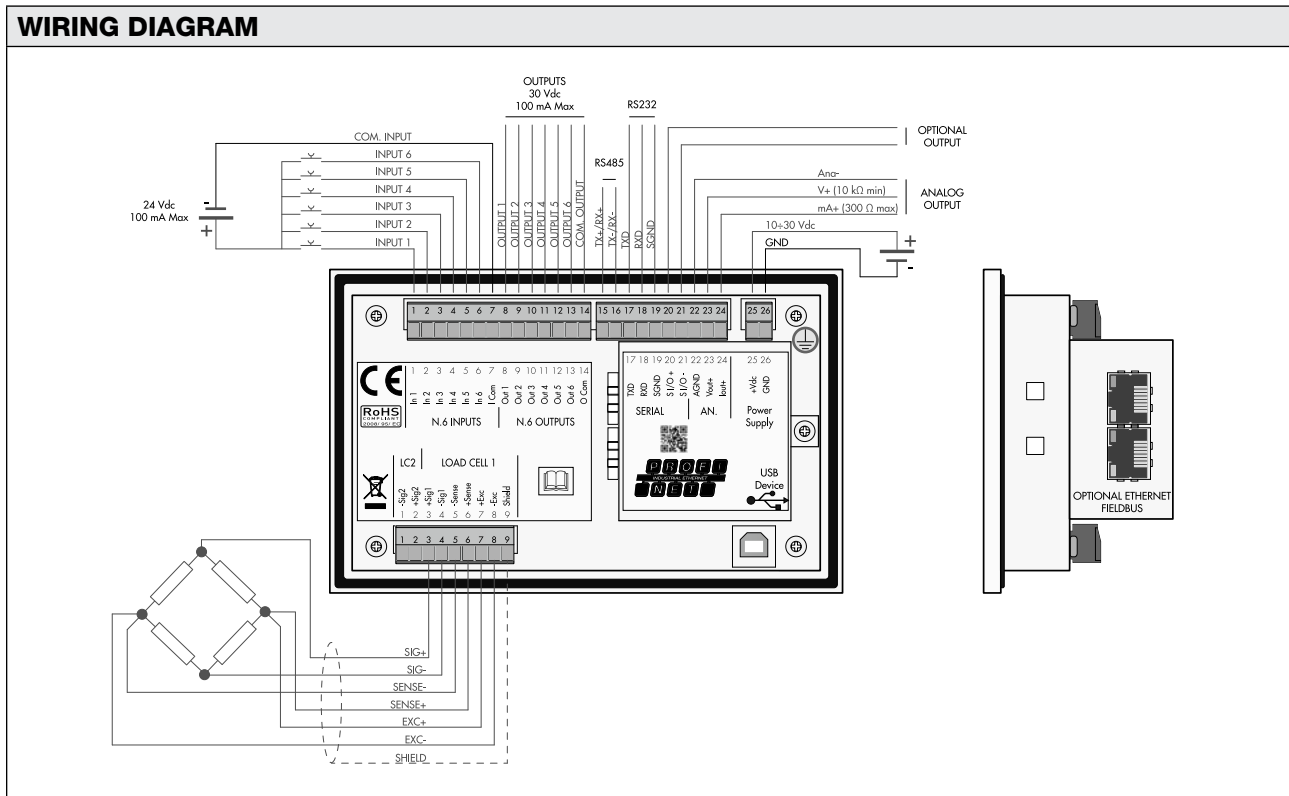
component of the Model WT15 is its ARM Cortex-M0 microcontroller, which offers a 32-bit code density – impressive computing power for its small size – and is the key to the indicator’s flexibility.



OUTLINE DIMENSIONS



Weight Indicator



SPECIFICATIONS

PERFORMANCE

Power Output
5 VDC

Measuring Range
-3.9 to +3.9 mV/V

Input Sensitivity
0.02 µV/division

Linearity
<0.01% of full scale

Temperature Drift
<0.001% full scale °C

D/A Convertor
24 bit

Maximum Load Cells
8 at 350 Ω

Frequency Signal Acquisition
12 to 1000 Hz

Internal Resolution
16,000,000 counts

Visible Resolution
999,999 counts (visible on net weight)

Divisions Value (Adjustable)
x 1, x 2, x 5, x 10, x 20, x 50

Decimals Setting
0.0, 0.00, 0.000, 0.0000

Filter (Adjustable)
0.1 to 250 Hz

Microcontroller
ARM Cortex M0 with 32-bit 256 KB Flash, reprogrammable on-board from USB

Data Storage
64 KB to 1024 KB

ENVIRONMENTAL

Operating Temperature
-10 to +50 °C

Storage Temperature
-20 to +70 °C

Maximum Humidity Before Condensation
85%

Weight Indicator

DISPLAY AND KEYBOARD**Display**

Graphic LCD

Display Height

240 x 128 pixels

Keyboard

Keyboard operations taken provided by four wire resistive touch screen

ELECTRICAL**Voltage**

10 to 30 VDC

Wattage

5 W

INPUT AND LOGICS**Logic Input**

6 opto-isolated, PNP, 24 VDC (external voltage)

Logic Output6 opto-isolated
(maximum load 24 VDC/100 mA each)**Additional I/O**

Up to 4 external modules with 4 inputs and 8 outputs each (16 in/32 out in total) with independent RS485 fieldbus

ANALOG OUTPUT (OPTIONAL)**Output**

16 bit, opto-isolated

Voltage0 to 5/10 V, (R min 10 k Ω)**Current**0/4 to 20 mA (R max 300 Ω)**Linearity**

<0.02% of full scale

Temperature Drift

<0.001% of full scale °C

SERIAL COMMUNICATION**Serial Output #1**

1 RS232C

Baud Rate

2400 to 115200 (adjustable)

Serial Output #2

1 RS485

Baud Rate

2400 to 115200 (adjustable)

Serial Output #3

USB device interface

Serial Output #4 (Optional)

PROFINET interface

Serial Port #5 (Optional)

EtherCAT interface

Serial Port #6 (Optional)

Ethernet interface

Connection Speed

10 to 100 mbps

ENCLOSURES**Dimensions**

149 x 94 x 55 mm, L x H x D

Mounting

Panel Mounting

Electrical Connections

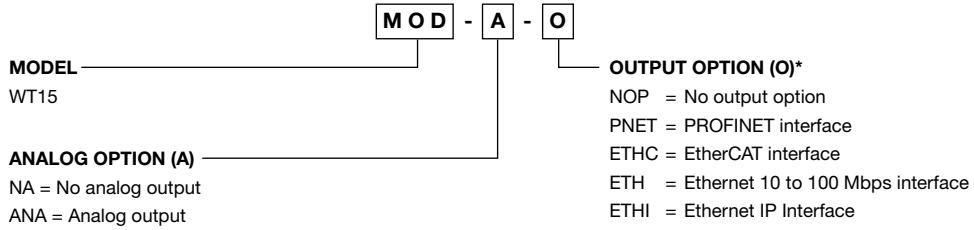
3.81 mm removal terminal blocks

APPROVALS**EN**EN61000-6-2, EN61000-6-3 for EMC;
EN61010-1 for Electrical Safety,
EN45501 for metrology

Ordering information is on next page.

Weight Indicator

ORDERING INFORMATION FOR WT15



Example Completed Part Numbers:

WT15-NA-PNET is the part number for a WT15 with no analog option but does have a PROFINET interface.

WT15-ANA-NOP is the part number for a WT15 with an analog option and no additional outputs.

***This is mandatory: customers must select an output option.**

All specifications subject to change without notice. For inquiries within Italy please contact the VPG Transducers Marketing Department directly using the email address vpgt.marketing@vpgsensors.com.



Disclaimer

ALL PRODUCTS, PRODUCT SPECIFICATIONS AND DATA ARE SUBJECT TO CHANGE WITHOUT NOTICE.

Vishay Precision Group, Inc., its affiliates, agents, and employees, and all persons acting on its or their behalf (collectively, "VPG"), disclaim any and all liability for any errors, inaccuracies or incompleteness contained herein or in any other disclosure relating to any product.

The product specifications do not expand or otherwise modify VPG's terms and conditions of purchase, including but not limited to, the warranty expressed therein.

VPG makes no warranty, representation or guarantee other than as set forth in the terms and conditions of purchase. **To the maximum extent permitted by applicable law, VPG disclaims (i) any and all liability arising out of the application or use of any product, (ii) any and all liability, including without limitation special, consequential or incidental damages, and (iii) any and all implied warranties, including warranties of fitness for particular purpose, non-infringement and merchantability.**

Information provided in datasheets and/or specifications may vary from actual results in different applications and performance may vary over time. Statements regarding the suitability of products for certain types of applications are based on VPG's knowledge of typical requirements that are often placed on VPG products. It is the customer's responsibility to validate that a particular product with the properties described in the product specification is suitable for use in a particular application. You should ensure you have the current version of the relevant information by contacting VPG prior to performing installation or use of the product, such as on our website at vpgsensors.com.

No license, express, implied, or otherwise, to any intellectual property rights is granted by this document, or by any conduct of VPG.

The products shown herein are not designed for use in life-saving or life-sustaining applications unless otherwise expressly indicated. Customers using or selling VPG products not expressly indicated for use in such applications do so entirely at their own risk and agree to fully indemnify VPG for any damages arising or resulting from such use or sale. Please contact authorized VPG personnel to obtain written terms and conditions regarding products designed for such applications.

Product names and markings noted herein may be trademarks of their respective owners.

Copyright Vishay Precision Group, Inc., 2014. All rights reserved.