

Nederlands Meetinstituut

Test certificate

Number **TC5037** Revision 0
Project number 10074814
Page 1 of 4

Issued by NMI Certin B.V.
Hugo de Grootplein 1
3314 EG Dordrecht
The Netherlands

Notified Body Number 122

In accordance with Paragraph 8.1 of the European Standard on Metrological aspects of non-automatic weighing instrument EN 45501:1992/AC:1993 and by application of the OIML International Recommendation R 60 (Edition 1991). The applied error fraction π , meant in paragraph 3.5.4. of the standard is 0.7.

Applicant Revere Transducers
Ramshoorn 7
4824 AG Breda
The Netherlands

In respect of The model of a **Double ended shear-beam load cell** with strain gauges, tested as part of a weighing instrument (for NAWI class **III** or **III**):
Manufacturer : Revere Transducers
Type : 5103

Characteristics

Maximum Capacity (E_{max})	20, 30, 40, 50, 60 and 100 Klbs		
Accuracy Class	C1	C2	C3
Maximum number of LC intervals (n)	1000	2000	3000
Ratio of minimum LC verification interval $Y = E_{max} / V_{min}$	7000	10000	

In the description TC5037 revision 0 further characteristics are described.

Description and documentation The load cell is described in the description number TC5037 revision 0 and documented in the documentation folder number TC5037-1, appertaining to this test certificate.

Nederlands Meetinstituut
Hugo de Grootplein 1
3314 EG Dordrecht (NL)
Telephone +31 78 6332332
Telefax +31 78 6332309

NMI B.V. (Chamber of Commerce
Haaglanden No. 27228701)


Subsidiary companies:
NMI Certin B.V. (27233418)
NMI Van Swinden Laboratorium B.V. (27228703)
NMI Inspecties en Kansspeltechniek B.V. (27228700)
NMI International B.V. (27239176)

This certificate is issued under the provision that NMI B.V. nor its subsidiary companies accept any liability.

Reproduction of the complete certificate is allowed. Parts of the certificate may only be reproduced after written permission.



QUALIFIED BY STERLAB
Reg. nr. I 029



Nederlands Meetinstituut

Test certificate


Number **TC5037** Revision 0
Project number 10074814
Page 2 of 4

Remarks Summary of tests involved: see Appendix number TC5037 revision 0.

Dordrecht, 30 June 1997
NMI Certin B.V.

KW

A.J. Nederlof
Director



1 General information about the load cell

All properties of the load cell, whether mentioned or not, may not be in conflict with the standard mentioned in the test certificate.

1.1 Essential parts

Description	Drawing number	Rev.	Remarks
Wiring Diagram Model 5103	29196	0	sheet 1 and 2

Cable:

The load cell is provided with a 4-wire system. For this 4 wire system the cable length has to correspond with the length mentioned on the descriptive plate.
The cable should be a shielded cable.

Nomenclature:

xxx-yyK-Cz-aaP1

- x : Model number (5103)
- y : Standard capacity (Klbs)
- z : Accuracy designation
- aa : Cable length (ft)

1.2 Essential characteristics

Minimum dead load	: 0 kg
Safe overload	: 150 % of E_{max}
Rated output	: 3 mV/V \pm 0.003 mV/V
Input impedance	: 700 Ω \pm 7 Ω
Output impedance	: 700 Ω \pm 7 Ω
Recommended excitation	: 5 - 12 VDC/AC
Excitation maximum	: 15 VDC/AC
Transducer material	: Nickel plated alloy steel
Atmospheric protection	: Potted

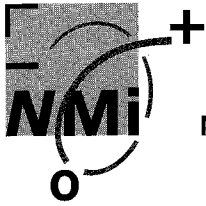
1.3 Essential shapes

The data plate is sealed against removal or will be destroyed when removed. The data plate consists of at least the following information:

- manufacturer's mark, or name;
- E_{max} of the load cell;
- standard classification in the form C1, C2, C3;
- manufacturer's designation;
- serial number and year of manufacture;
- the number of this test certificate, TC5037.

Securing:

- The connecting cable of the load cell or the junction box is provided with a possibility to seal.



Nederlands Meetinstituut

Appendix

Number **TC5037** Revision 0
Project number 10074814
Page 4 of 4

Tests carried out for this test certificate on the load cell, type 5103 C3 with a capacity of 20 Klbs.

Test	Institute	type, version, remarks
Temperature test and repeatability (20, 40, -10 and 20 °C)	NMi Certin B.V.	20 Klbs
Temperature effect on minimum dead load output (20, 40, -10 and 20 °C)	NMi Certin B.V.	20 Klbs
Creep test (20, 40 and -10 °C)	NMi Certin B.V.	20 Klbs
Minimum load output return (20, 40 and -10 °C)	NMi Certin B.V.	20 Klbs
Barometric pressure test at room temperature	NMi Certin B.V.	Not Applicable due to the construction
Humidity test	NMi Certin B.V.	20 Klbs